

S E S T E M E L L İ
C Ü M L E Y Ö N T E M İ İ L E

Okumayı Yazmayı Öğreniyorum

Örnekli ve Alıştırımalı

1. Kitap

Muhsin ÇETİN



Kitabın Adı : Okumayı Yazmayı Öğreniyorum 1

Yazarı : Muhsin Çetin

©Her hakkı saklıdır. Mutlu Yayıncılık'a aittir.

ISBN : 975 - 586 - 494 - 5



Dil Uzmanı : Demet Arıođlu

Görsel Tasarım Uzmanı : Nuray Çiftçi

Dizgi : Dilek Uđur

Baskı - Cilt : Uygun Basın
2007, İstanbul




İSTİKLÂL MARŞI

Korkma, sönmez bu şafaklarda yüzen al sancak;
Sönmeden yurdumun üstünde tüten en son ocak.
O benim milletimin yıldızıdır, parlayacak;
O benimdir, o benim milletimindir ancak.

Çatma, kurban olayım, çehreni ey nazlı hilâl !
Kahraman ırkıma bir gül ! Ne bu şiddet, bu celâl ?
Sana olmaz dökülen kanlarımız sonra helâl...
Hakkıdır, Hakk'a tapan, milletimin istiklâl !

Mehmet Âkif ERSOY

Tanıyalım



ev

elma



kalem

keci

deve

keci



Okuyalım



Yazalım



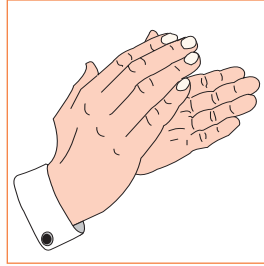
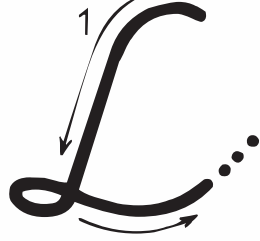
eeeeee



çatı
1. kat
bodrum

• Satır aralıklarını bir evin katları gibi düşününüz.


Tanıyalım



el



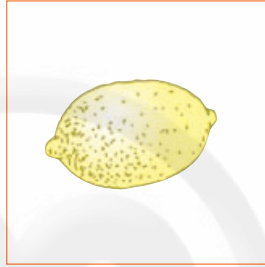
lale



yılan



kaplan



limon



kalem



Okuyalım



Yazalım

e
l > el



el, el,

el
e > ele



ele, ele,

ele → le

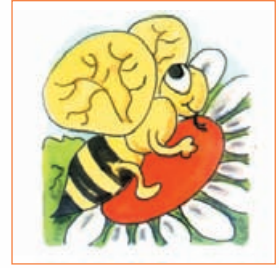


le, le,



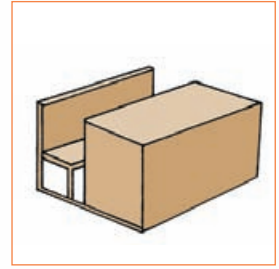
el ele, el ele,

Tanıyalım



ayı

arı



aslan

balık

kartal

sıra



Okuyalım



Yazalım

a
l > al



al, al,

al
a > ala



ala, ala,

ala
a > la

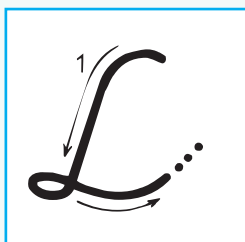


la, la,

e
la > ela



ela, ela,




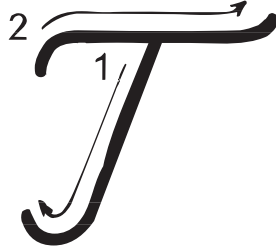
E la > Ela, Ela, Ela,

La le > Lale, Lale,


La l > Lal, Lal,




Tanıyalım



at



topaç



tavuk



tavşan



top



kartal



Okuyalım



Yazalım

a
t > at



at, at,

at
a > ata



ata, ata,

ata
a > ta



ta, ta,

e
t > et



et, et,

et
e > ete




ete, ete,



ete → te te, te,

te
l → tel tel, tel,



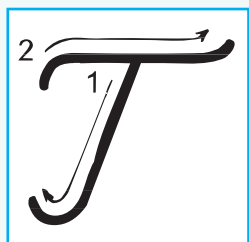
A A

A
ta → Ata

Ata, Ata,

la
t → lat

ta
lat → talat



T T

Ta
lat → talat

Talat,

at
la → atla

atla, atla,





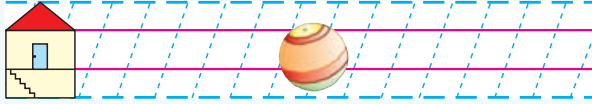
Okuyalım



Yazalım


Ata  al.

Ela  al.



Lale  atla.

Lal  al.



Talat  al.

Ata at al.



El ele Ela, el ele.



Atla Lale  atla.





Değerlendirme

1. Cümlelerdeki olan yerlere uygun resimleri çiziniz.

Ata at. Lale al.


Ela atla. Talat al.

2. Cümlelerdeki _____ yerlere uygun kelimeleri yazınız.


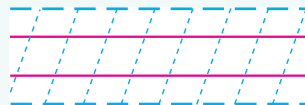


Ata  _____

Lale  _____

Talat  _____

Lal  _____

3. Nesnelerin isimlerini yazınız.



Tanıyalım



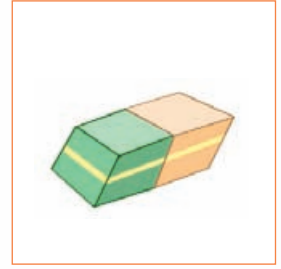
1 2

1 2



inek

hindi



çilek

keçi

kinaz

silgi



Okuyalım



Yazalım

i > il



il, il,

il > ili

ili, ili,

ili > li

li, li,

A > Ali

Ali, Ali,

il > ile

ile, ile,

t
i > ti

ti, ti,

e
ti > eti

eti, eti,

Ali teli at.

Ata eti al.

Elli  al.

Elli  al.

Ali ile Ela el ele.


Etli  al.

Ali ile Ela.

Tanıyalım



nal



balon



anahtar



ayna



nar



Okuyalım



Yazalım

a
n > an



an, an,

an
a > ana

ana, ana,

ana → na

na, na,

e
n > en

en, en,

en
e > ene

ene, ene,

ene → ne

ne, ne,

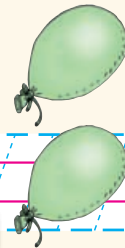
na
ne > nane

nane, nane,


an
ne > anne

anne, anne,

Anne nane al. Mine al.



Tane tane al. Al nine al.



Ni
l >

Na
lan >



El Ele

Ali ile Talat el ele.

Ata ile Ela el ele.

Nil ile Nalan el ele.

Atla Ela,  atla.

At Ata,  at.

Ali, Nil, Nalan

El ele.



Okuyalım



Yazalım

Al

Anne  al.

Anne nane al.

Nil  al.


Nil tane tane al.

Al Nil, al.

Nil, ninene  al.



Tanıyalım



otel



olta



top



dolap



kova



soba



Okuyalım



Yazalım

o > ol ol,

l > lo lo,

o > ot ot,

t > to to,

o > on on,

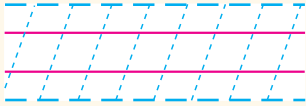
n > no no,

o > ona ona,

no > not not,

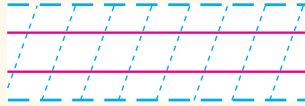
o tel

otel



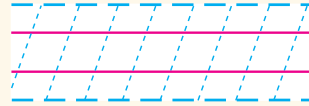
ol ta

olta



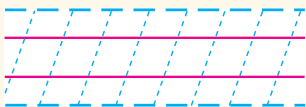
O nat

Onat



a lo

alo



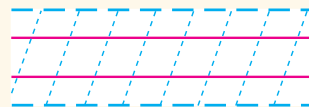
to n

ton

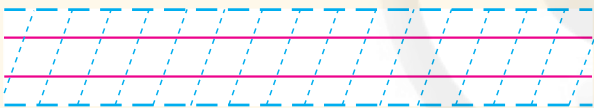


no ta

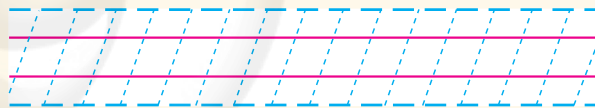
nota



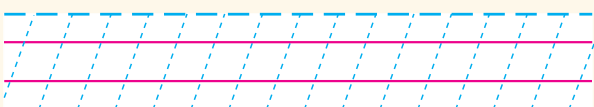
Onat o otel.



On olta al.



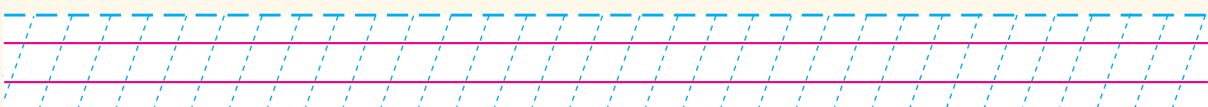
Ata ot at.



Ona  al.



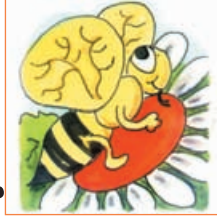
Onat, oteli anlat.



Anne on tane olta al.



Tanıyalım



an

sın

nan



Okuyalım

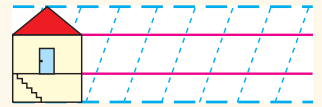


Yazalım

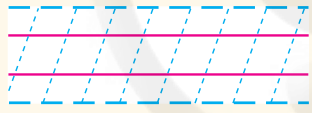
e
n > en



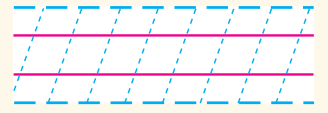
en
e > ene



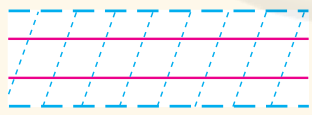
a
n > an



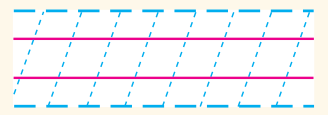
an
a > ana



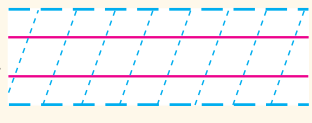
i
n > in



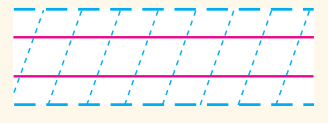
in
i > ini



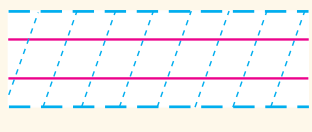
o
n > on



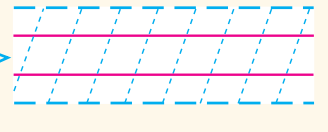
on
o > ona



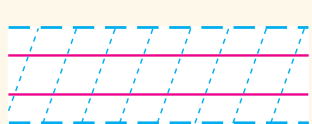
ta
na >



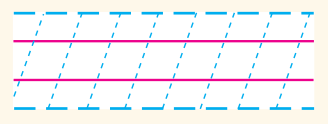
na
n >



on
ta >

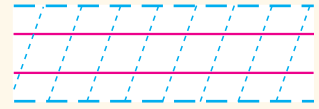


te
ne >



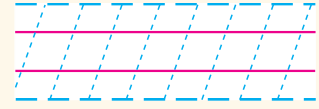
no
l > nol

E
nol > Enol



ne
n > nen

E
nen > Enen



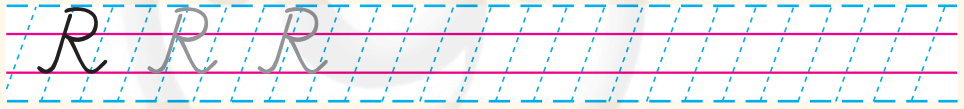

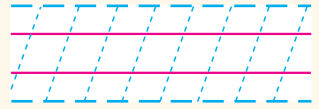
la
n > lan

nan
lan > nanlan

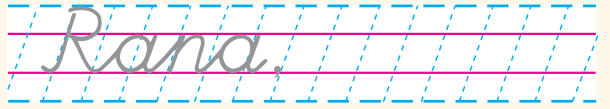


le
n > len

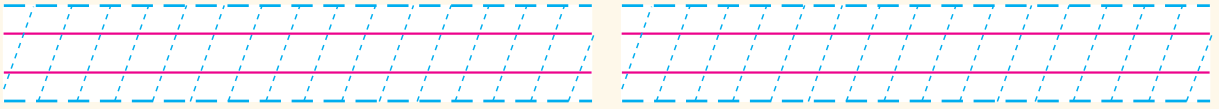
La
le
len > Lalelen



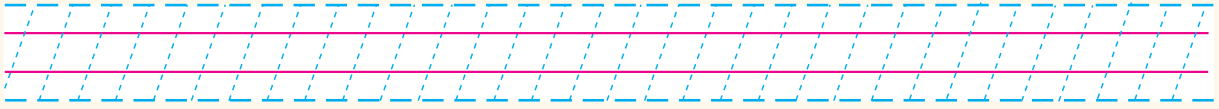
Ra
na > Rana



Rana nan al. Ini ini nan al.



Enol ile Enen el ele.





Onat ile Ali
Ali o ne?
Onat o olta.
Onat olta al.
Al Onat, al.
Ali olta at.
At Ali, at.
Olta at.



Okuyalım



Yazalım



Nan

Enol ini nan al.
Al Enol, ini nan.
Tane tane nan al.
Ini ini nan al.
Al Eren, al.
Ini nan al.
Tane tane nan al.



Değerlendirme

1. Cümleleri resimlerle tamamlayınız.

Anne al.

Anne at.

Anneanne naneli al.

Ali nal al, nalla.

Nil tane al.

2. Cümleleri resimlerle tamamlayınız.

Enol ini taneli al.

Eren tane al.

Rana tin tin titren.

3. Cümlelerde boş bırakılan yerlere uygun kelimeleri yazınız.

Ali Altan el ele.

Onat ata at.

Anne nan al.

Rana atla.

Entan Enol 'a alma.

otla

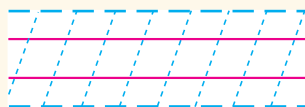
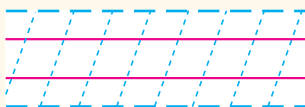
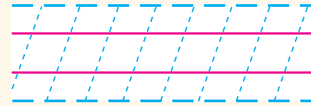

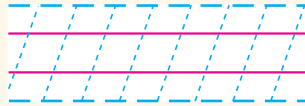
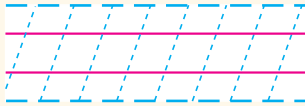
teli

ini


ile

ot

4. Nesnelerin isimlerini yazınız.



Tanıyalım



masa kalem elma



Okuyalım

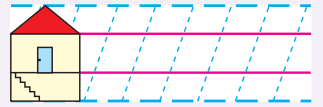


Yazalım

e
m > em



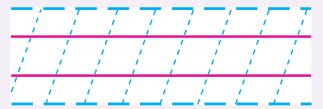
em
e > eme



i
m > im



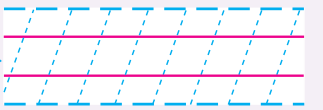
im
i > imi



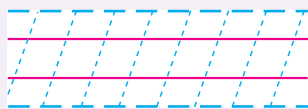
ma
ma >



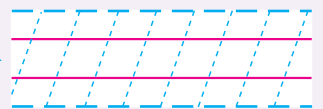
me
me >



me
te >



el
ma >



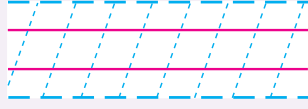
me
l > mel



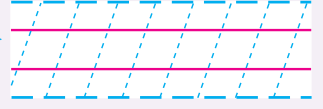
E
mel > Emel



te
mel >



me
tin >





M

M M M



Me
te

Me te

Mi
ne

Mel
tem

Ta
men

Mine elma al. Emine limon al.

Metin mini nar alma.

Temel iri elma al.

Leman mon lale al.


Emin mantar alma.



Tanıyalım



1. u u



uçuntma mum kuyu




Okuyalım

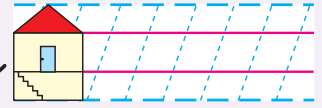


Yazalım

u
l > ul



ul
u > ulu



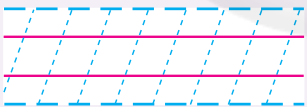
u
t > ut



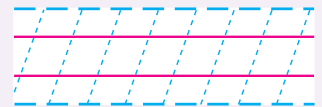
ut
u > utu



u
n > un



un
u > unu



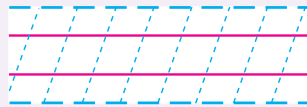
tu
n >



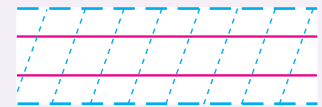
tun
ta >



nu
n >



nun
ten >

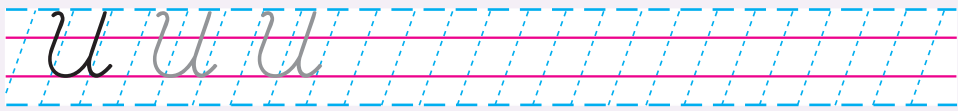


mu
t >



mut
lu >





U
mut >

U
nal >

Tu
na >

Q
nun >

Nun mum al. Umut ut al.

Unal onu unutma.

Umun mumu alma.

Onun Nunten'i tut.

Tuna armut al.





Okuyalım



Yazalım



Temel

Temel  al.

Temel  al.

Mon  al.

Emel  al.

Onan tane al.

Mine al, Temel al.

Emine al, Emin al.

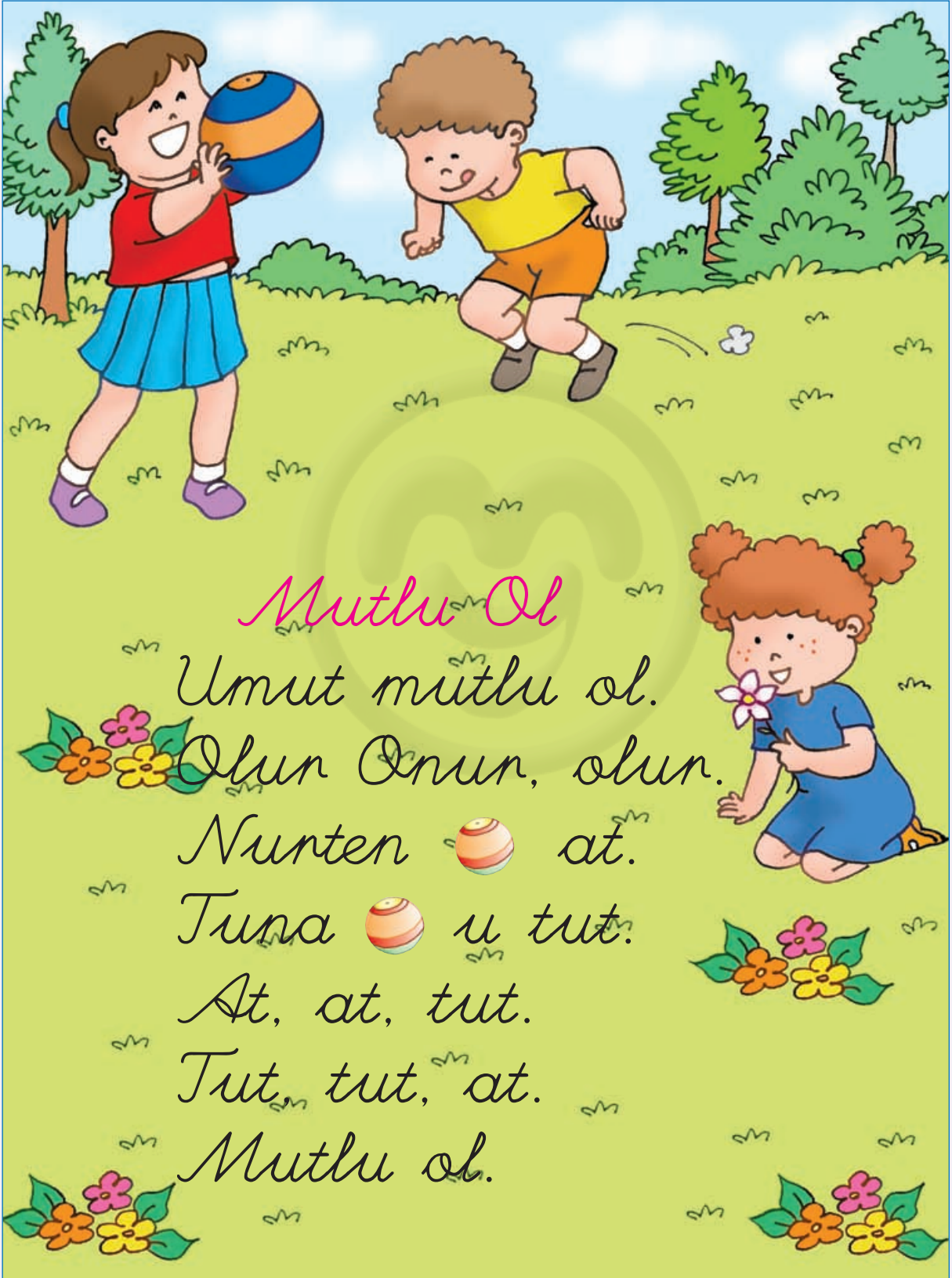
 al,  al,  al.



Okuyalım



Yazalım



Mutlu Ol

Umut mütlü ol.

Olun Onun, olun.

Nurten  at.

Tuna  u tut.

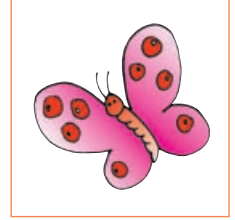

At, at, tut.

Tut, tut, at.

Mutlu ol.



Tanıyalım



kalem kitap kelebek



Okuyalım



Yazalım

e > ek ek

ek > eke eke

a > ak ak

ak > aka aka

i > ik ik

ik > iki iki

ke > kel kel

ke > kek kek

ka > kat kat

ka > kan kan

ka > kan kan

ki > kim kim




ka
l >

ko
n >

ku
l >

ku
n >



K K K



Ke
mal >

o
kul >

ka
lem >

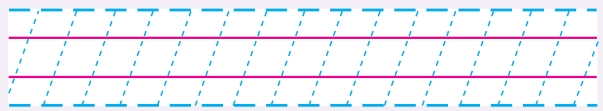
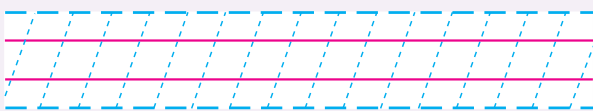
Kon
kut >

Me
lek >

Kan
tal >

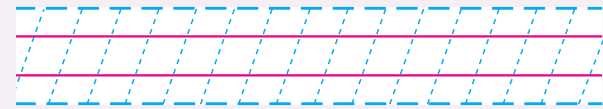
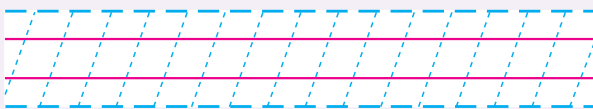
Kemal oku.

Okula kalem al.



Konkut kalk.

Kana Kantal



Tanıyalım



6



tıntıl

altı

arı



Okuyalım



Yazalım

t > tl l > lt t > tt t > tt t > tn n > nt

n > nn n > nn t > tk k > kt t > tm m > mt

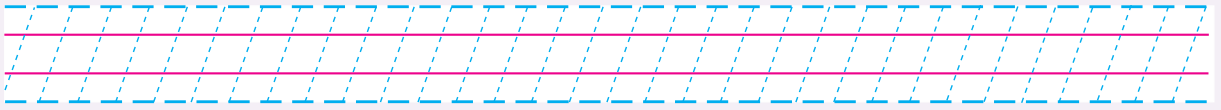
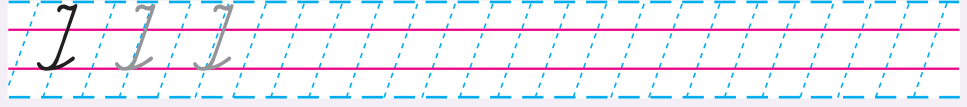
tl > tln tl > tk >

kt > kt > kt >

tat > tin > at >

at > a > kt >

mn > at > al >



In
mak >

I
tin >

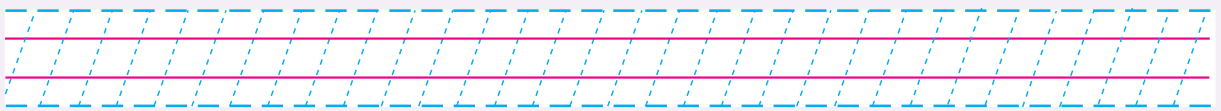
A
nıl >

Ta
nık >

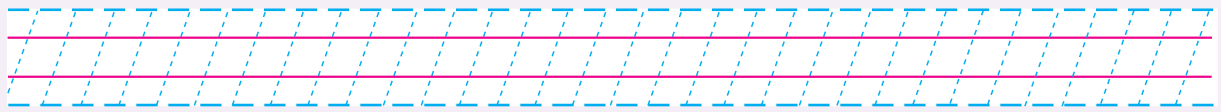
Inmak atkı al. Anıl o tıntıl.



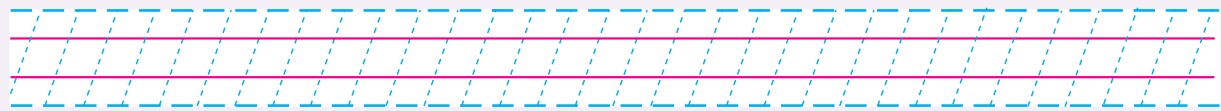
Tanık atları otlatın.



Altı tane tınmık al.



Inmak, otları atlara atın.





Okuyalım



Yazalım



Kalemler



– O kalem kimin?



– Kemal, o kalem



Kerem'in.

– Kemal iki kalem al.



– Kerem okula kalem al.

– Olun Kemal, olun.

– Okula on iki kalem al.



Okuyalım



Yazalım



İki Kınalı

Q kınalı keklik.

Q kınalı  .

Inmak onları tut.

Inmak onları konu.

Kınlana kınalı  kınlana.


Kınlana kınalı keklik kınlana.





Değerlendirme

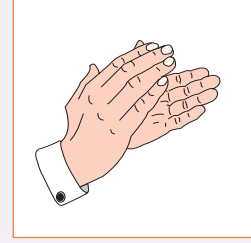
1. Nesnelerin isimlerini yazınız.



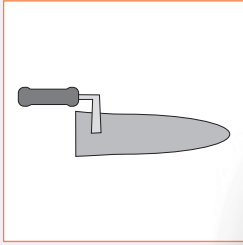
Handwriting practice lines for the word 'Elma'.



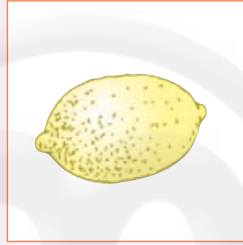
Handwriting practice lines for the word 'Mantar'.




Handwriting practice lines for the word 'El'.



Handwriting practice lines for the word 'Bıçak'.



Handwriting practice lines for the word 'Limon'.



Handwriting practice lines for the word 'Motosiklet'.


2. Nesnelerin isimlerini yazınız.



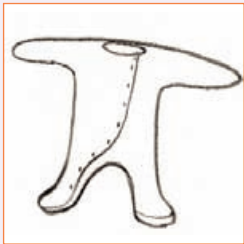
Handwriting practice lines for the word 'Mum'.



Handwriting practice lines for the word 'Un'.




Handwriting practice lines for the word 'Elma'.



Handwriting practice lines for the word 'Ayakkabı'.

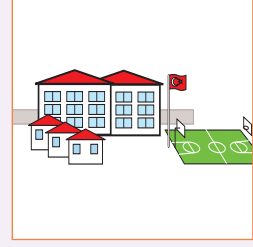


Handwriting practice lines for the word 'Badem'.



Handwriting practice lines for the word 'Kullanmak'.

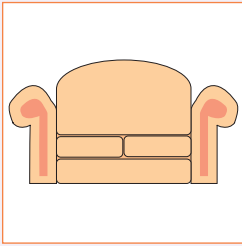
3. Nesnelerin isimlerini yazınız.



Handwriting practice lines for the word 'Atatürk'

Handwriting practice lines for the word 'Kalem'

Handwriting practice lines for the word 'Okul'

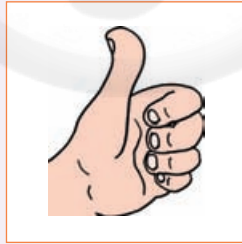


Handwriting practice lines for the word 'Koltuk'

Handwriting practice lines for the word 'Kuş'

Handwriting practice lines for the word 'Kartal'

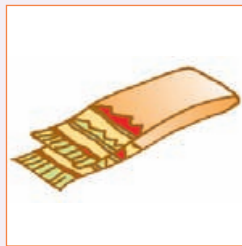
4. Nesnelerin isimlerini yazınız.



Handwriting practice lines for the word 'Kelebek'

Handwriting practice lines for the word 'El'

Handwriting practice lines for the word 'Tarama'




Handwriting practice lines for the word '6'

Handwriting practice lines for the word 'Şalvar'

Handwriting practice lines for the word 'Arı'

Tanıyalım



ay



tay



yılan

e > ey y > ye a > ay y > ya i > iy y > yi

a > ay y > yo u > uy y > yu r > ry y > yr

Okuyalım

Yazalım

ye > yel ye > yen ye > yem

ya > yat ya > yan ya > yak

yo > yol yo > yok yo > yom

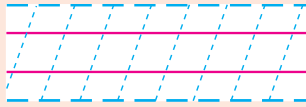
yu > yul ka > kay y > yal ko > koy

na > nay ne > ney y > yal ne > ney

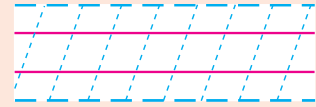


y y y

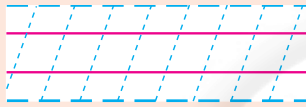
Ya
man



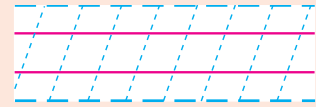
Ley
la



Ya
lim



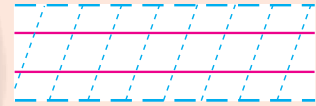
O
ya



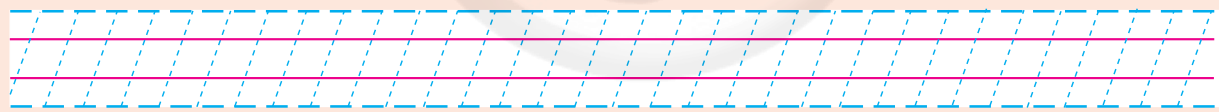
Ya
nen



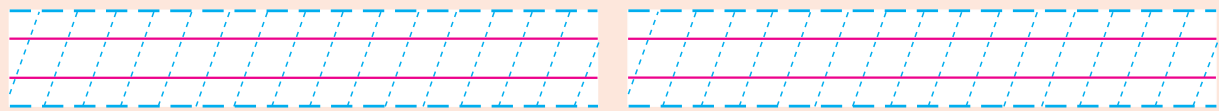
Ya
kut



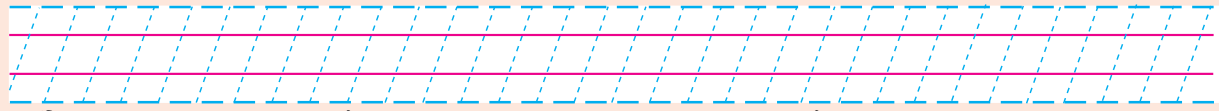
Yaman iyi uykular.



Mutlu yullar. Kaya yat.



Leyla oyun oynar.



Oya, enken uyu, enken uyan.



Taniyalım



saat sıra aslan

e s > es	s e > se	a s > as	s a > sa	i s > is	s i > si
-------------	-------------	-------------	-------------	-------------	-------------




a s > as	s a > sa	u s > us	s u > su	r s > rs	s r > sr
-------------	-------------	-------------	-------------	-------------	-------------



Okuyalım



Yazalım

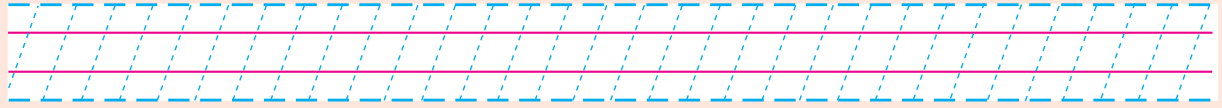
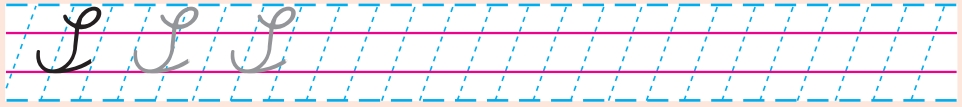

se l >	 sel	se t >		se n >	
-----------	---	-----------	---	-----------	---

se n >		se s >		sa l >	
-----------	--	-----------	--	-----------	--

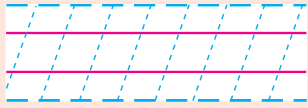
sa t >		sa n >		si l >	
-----------	--	-----------	--	-----------	--

so l >		so n >		so n >	
-----------	--	-----------	--	-----------	--

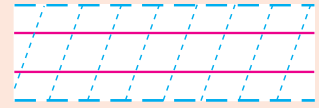
su n >		su s >		si n >	
-----------	--	-----------	--	-----------	--




Su
na



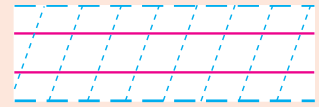
Sel
ma



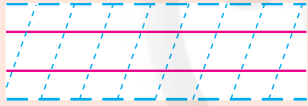
Se
len



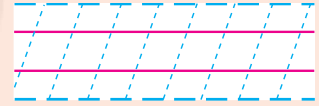
Se
lim



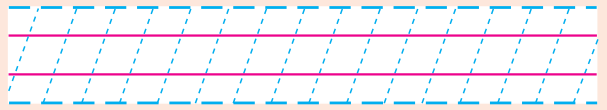
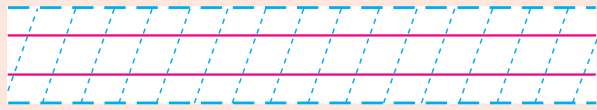
Se
lin



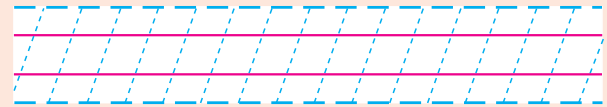
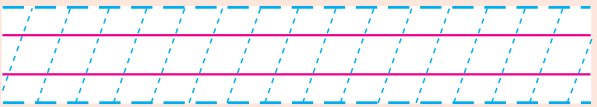
Su
nay



Suna simit al. Suyu kes.



Masayı sil. Selma ile Selim



Selin, sana masal anlatsın.





Okuyalım



Yazalım



Uyku.

İyi uykularan Leyla.

İyi uykularan Oya.

Menyem enken uyu.

Kaya enken uyan.

Olun Yaman, olun.



Okuyalım



Yazalım



Kim Oyunu

- Selma seni iten kim?
- O, o!
- Kim o? İsmi ne?
- İsmi Aslı.
- Yok, yok!
- İsmi, Luna.
- Tamam, Selma tamam.

Taniyalım



dede deve kedi

e d > ed d e > de a d > ad d a > da i d > id d i > di

o d > od d o > do u d > ud d u > du r d > rd d r > dr



Okuyalım



Yazalım

de l > del de n > den da l > dal

da m > dam da n > dan di l > dil

di k > dik di n > din do l > dol

do y > doy du t > dut du n > dun

du y > duy di n > din de > de



D D D

Di
lek

De
min

De
met

Di
yan

i
dil

Dent
li

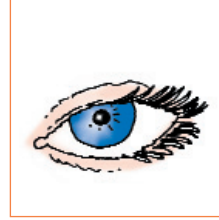

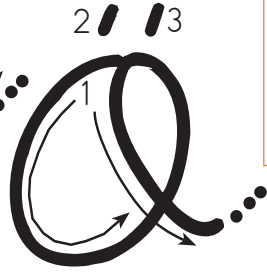
Dede dolma ye.

Kedi damda oynan.

Kandan adam oldum.

Dedem yardum eden.

Tanıyalım



öndek göz köpek

ö > öl l > lö t > öt t > tö n > ön n > nö

n > ön n > nö ö > öm m > mö ö > ök k > kö

ö > öy y > yö ö > ös s > sö d > öd d > dö



Okuyalım



Yazalım

kö
n > kö

kö
k > kö

kö
y > kö

yö
n > yö

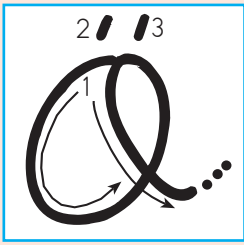
sö
n > sö

sö
k > sö

dö
n > dö

dö
k > dö

dön
t > dön



ö ö ö

Blank handwriting lines for practice.

ö
men

ö
nden

ö
y
men

ö
k
tem

köy
de

dö
nen

önen dönen al. Döne döne oyna.

Blank handwriting lines for practice.

öktem dönme. Dönt öndek.

Blank handwriting lines for practice.

ömen, önden olmalısın.

Blank handwriting lines for practice.



Okuyalım



Yazalım



Side

Side Antalya'da.

Korunmalı o yerler,

Kalesiyle, deresiyle.

Korumalı, tanıtmalı onu,

Andaları, İdiller, Deminler.



Okuyalım




Yazalım

Öndekler

Ömen öndekler suda. Suda
dönt öndek. Kim önde? Kim
arkada? Önde iki sarı öndek.
Arkada iki kara öndek.

Döne döne suda oynar
dönt öndek.

Suya daldı kara öndek.






Değerlendirme

1. Nesnelerin isimlerini yazınız.



Handwriting practice lines for the word 'Ayı'.



Handwriting practice lines for the word 'Maymun'.



Handwriting practice lines for the word 'Yılan'.



Handwriting practice lines for the word 'Yatağın'.



Handwriting practice lines for the word 'Kayar'.



Handwriting practice lines for the word 'Kuyu'.



Handwriting practice lines for the word 'Yumurta'.



Handwriting practice lines for the word 'Kayar'.



Handwriting practice lines for the word 'Yün'.

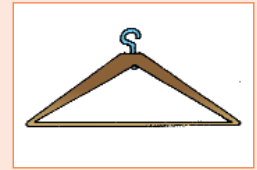
2. Nesnelerin isimlerini yazınız.



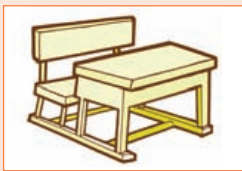
Handwriting practice lines for the word 'Aslan'.



Handwriting practice lines for the word 'Saat'.



Handwriting practice lines for the word 'Kamış'.



Handwriting practice lines for the word 'Sandalye'.



Handwriting practice lines for the word 'Masa'.




Handwriting practice lines for the word 'Böğür'.



3. Nesnelerin isimlerini yazınız.



Handwriting practice lines for the word 'Çiçek' (Flower)



Handwriting practice lines for the word 'Uzay' (Space)



Handwriting practice lines for the word 'Buzdolabı' (Ice cream)



Handwriting practice lines for the word 'Ağız' (Mouth)



Handwriting practice lines for the word 'Yaban mersini' (Blackberry)



Handwriting practice lines for the word 'El' (Hand)



Handwriting practice lines for the number '7'




Handwriting practice lines for the word 'Landskap' (Landscape)




Handwriting practice lines for the word 'El' (Arm)


4. Nesnelerin isimlerini yazınız.



Handwriting practice lines for the word 'Kuş' (Bird)



Handwriting practice lines for the word 'Bitki' (Plant)



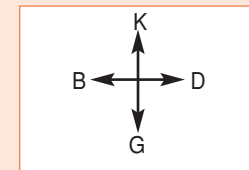
Handwriting practice lines for the word 'Sepet' (Basket)



Handwriting practice lines for the word 'Araba' (Cart)





Handwriting practice lines for the word 'Okul' (School)



Handwriting practice lines for the word 'Yön' (Direction)

Tanıyalım



*b*ayrak *b*alon *b*alık

<i>b</i> > <i>e</i> <i>be</i>	<i>e</i> > <i>b</i> <i>eb</i>	<i>b</i> > <i>a</i> <i>ba</i>	<i>a</i> > <i>b</i> <i>ab</i>	<i>b</i> > <i>i</i> <i>bi</i>	<i>i</i> > <i>b</i> <i>ib</i>
<i>b</i> > <i>o</i> <i>bo</i>	<i>o</i> > <i>b</i> <i>ob</i>	<i>b</i> > <i>u</i> <i>bu</i>	<i>u</i> > <i>b</i> <i>ub</i>	<i>b</i> > <i>ı</i> <i>bı</i>	<i>ı</i> > <i>b</i> <i>ıb</i>
<i>b</i> > <i>ö</i> <i>bö</i>	<i>ö</i> > <i>b</i> <i>öb</i>				



Okuyalım



Yazalım

<i>be</i> <i>l</i> >	 <i>bel</i>	<i>be</i> <i>n</i> >		<i>be</i> <i>y</i> >	
<i>ba</i> <i>l</i> >		<i>ba</i> <i>k</i> >		<i>ba</i> <i>y</i> >	
<i>ba</i> <i>s</i> >		<i>bi</i> <i>n</i> >		<i>ba</i> <i>y</i> >	
<i>bu</i> <i>l</i> >		<i>bö</i> <i>l</i> >		<i>bi</i> <i>n</i> >	

B

B B B

Bay
nam

Ben
na

Bay
nak

Bo
nan

be
bek

ba
lık


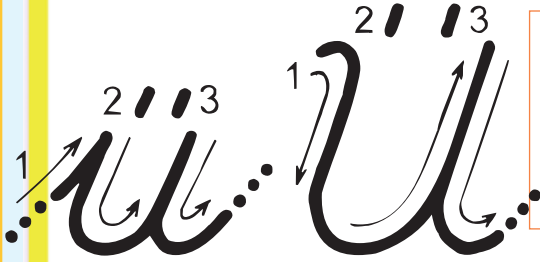
Bonan bayrak al.

Bayram bal ye.

Benna bebek uyusun.

Belma balkona bayrak as.

Tanıyalım



ütü düdük künek

ü > ül	l > lü	ü > üt	t > tü	ü > ün	n > nü
ü > ün	n > nü	ü >üm	m > mü	ü >ük	k > kü
ü >üy	y > yü	ü >üs	s > sü	ü >üd	d > dü
ü >üb	b > bü				



Okuyalım



Yazalım

tü > tüül

tü > tüüm

tü > tüüy

sü > _____


sü > _____

yü > _____

yü > _____

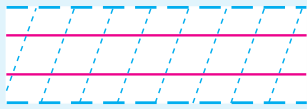
dü > _____

bü > _____

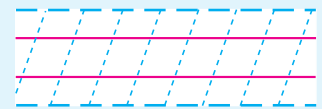


ü ü ü

Ül
kü



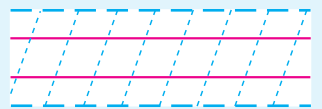
Ü
mit




Üm
mi
ye



Ü
nal

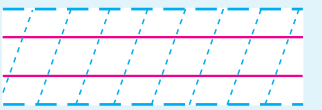


Tün
k



A
ta
tünk

Atatünk



Ümit o Atatünk.

En büyük Tünk. Düdük al.


Atatünk'ü bütün dünya bilin.



Okuyalım



Yazalım



Bal

Baba bak!

Bu bal.

Baba bal al.

Al sana bal.

Bona bal ye.

Bol bol bal ye.



Okuyalım



Yazalım




Atatürk

Ülke, ona iyi bak.
Atatürk'ü iyi tanı.
Oduñ ülkeyi kurtaran,
Oduñ yurdu yaratan.

O, ulusal önderim,
O, en büyük liderim.
Kimse yok ondan büyük
O, en büyük Türk.

Muhsin Çetin

Tanıyalım



eşek



kuş



şişe

e > eş	ş > şe	a > aş	ş > şa	i > iş	ş > şı
a > aş	ş > şa	u > uş	ş > şu	ö > öş	ş > şö
ı > ış	ş > şı	ü > üş	ş > şü		

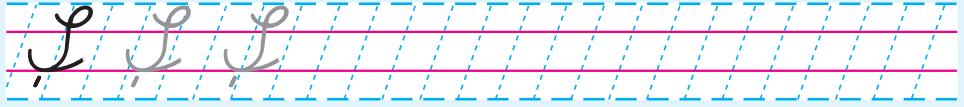



Okuyalım

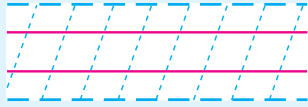


Yazalım

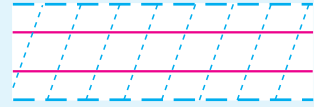
şen	şen	şey	şey	şal	şal
şam	şam	şan	şan	şış	şış
şak	şak	şbe	şbe	şası	şası
şka	şka	şku	şku	şka	şka
şış	şış	şış	şış	şış	şış



Şa
ban



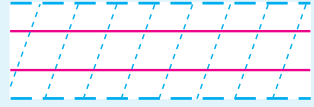
Şa
kin



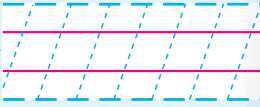
Şeb
nem




Şe
nol



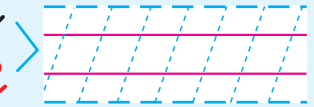
şe
ken



e
şek



şi
şe



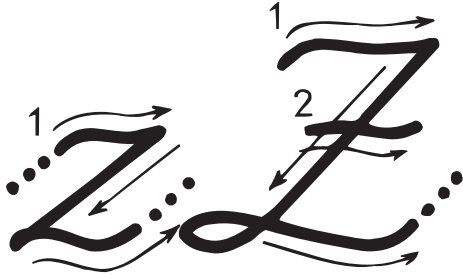


Şaban o kuş. Beş taş oyna.

Şakin koş. Ankadasım eşek.

Şenen beş şişe süt al.

Tanıyalım



zil

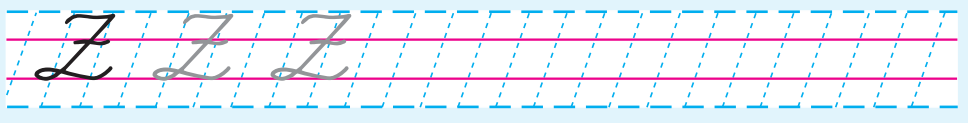
muz

sekiz

e z > ez	e z > ze	a z > az	a z > za	i z > iz	i z > zi
o z > oz	o z > zo	u z > uz	u z > zu	ı z > ız	ı z > zı
ö z > öz	ö z > zö	ü z > üz	ü z > zü		

Okuyalım Yazalım

za m	zam	za n	zan	za t	zat
ze m		ze n		zi l	
zu m		zu t		te z	
tu z		bi z		ka z	



Ze
ki >

Zen
nin >

Rı
za >

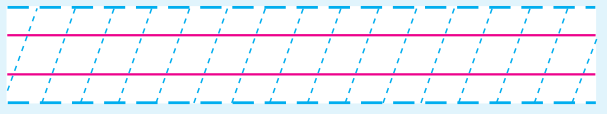
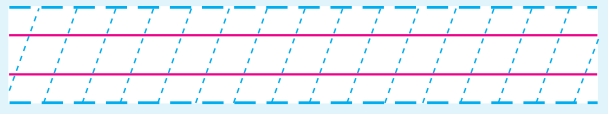
Zi
ya >

do
kuz >

kaz
ma >

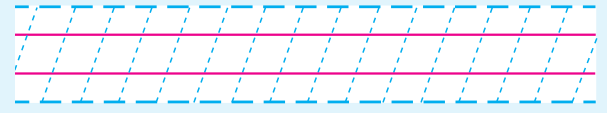
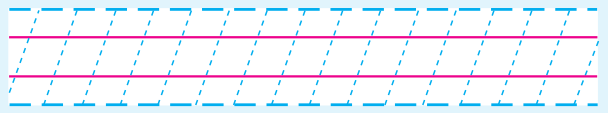
Ziya yaz.

Zeki zeytin ye.

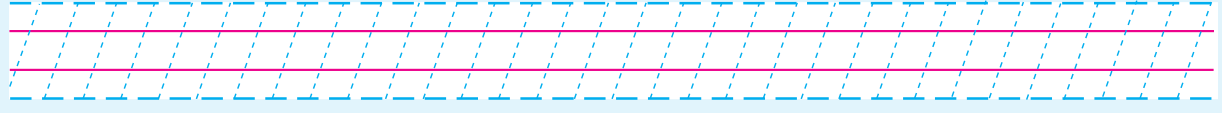


Rıza muz al.

Beyaz zambak.



Zennin ile Zeytin ikizdin.





Okuyalım



Yazalım



Kuş

Koş Şaban, koş.
Şaban kuşa bak.
Şaban kuşa yem at.
Yaşa Şaban, yaşa.

Koş Şakin, koş.
Şakin kuşa bak.
Şakin kuşa yem at.
Yaşa Şakin, yaşa.



Okuyalım



Yazalım



Oku, Yaz

Ziya oku yaz.

Yaz yaz oku.

Zennin naz etme.

Sen de yaz, sen de oku.

Ziya kızmadan yaz.

Temiz yaz, iyi yaz.




Değerlendirme

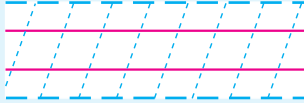
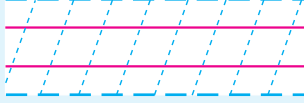
1. Hayvanların isimlerini tabloda bulunuz. Boyayınız.





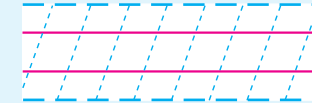
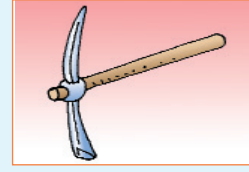
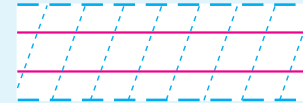
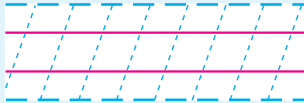
K	A	S	L	A	N	P	M	L	K
E	T	I	R	T	I	L	A	N	E
L	K	S	I	Y	R	Ö	Y	A	K
E	A	U	K	I	I	R	M	L	L
B	R	N	U	L	T	D	U	P	İ
E	T	U	Z	A	T	E	N	A	K
K	A	Y	U	N	E	K	Ş	K	S
T	L	D	S	İ	D	E	K	Z	Ö
E	Ş	E	K	J	E	S	K	U	Ş



2. Nesnelerin isimlerini yazınız.



3. Nesnelerin isimlerini yazınız.



Tanıyalım



3

keçi çekinge üç

e > eç	ç > çe	a > aç	ç > ça	i > iç	ç > çi
o > oç	ç > ço	u > uç	ç > çu	ı > ıç	ç > çı
ö > öç	ç > çö	ü > üç	ç > çü		

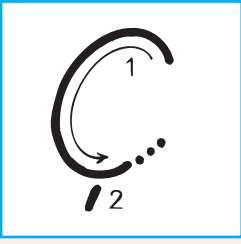


Okuyalım



Yazalım

çe > çek	ça > çel	çn > çen
çm > çem	çy > çem	çl > çel
çm > çem	çz > çem	çk > çek
çu > çul	çö > çöl	çö > çök



Ç Ç Ç



Çe
tin >

Çe
lik >

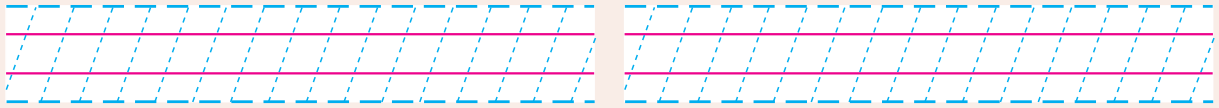
Çi
lay >

Çi
men >

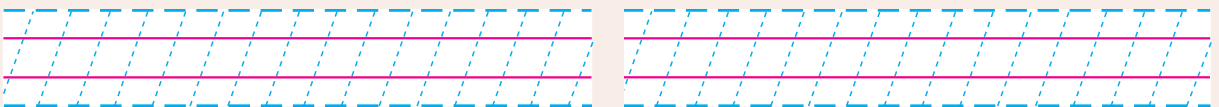
çi
çek >

çi
lek >

Uçtu, kuş uçtu. Çetin çilek ye.



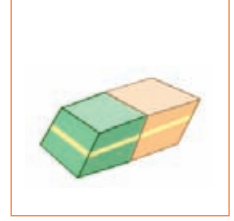
Çilay çay iç. Çınar çörek al.



Çiçekleri koru, çimenlere basma.



Tanıyalım



gül gözlük silgi

e g > eg g > ge a g > ag g > ga i g > ig g > gi

a g > ag g > ga u g > ug g > gu r g > rg g > gr

ö g > ög g > gö ü g > üg g > gü



Okuyalım

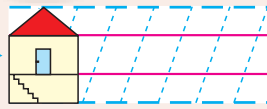


Yazalım

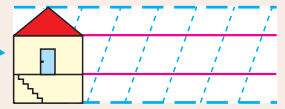
ge
l >



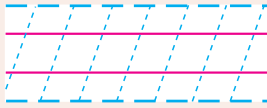
ge
z >



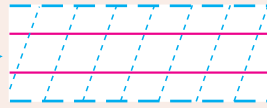
ga
z >



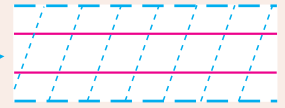
gi
t >



gi
n >



gi
y >



go
l >



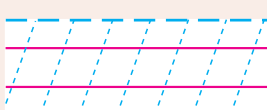
gö
l >



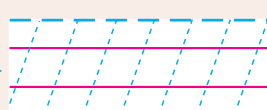
gö
n >



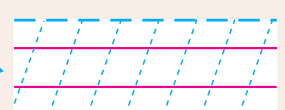
gü
l >

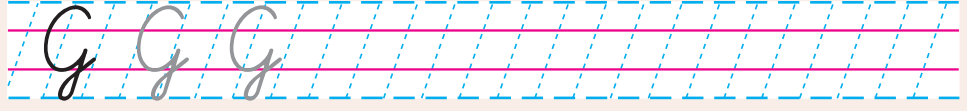


gö
k >

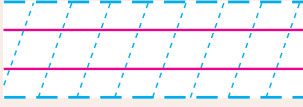


gö
z >





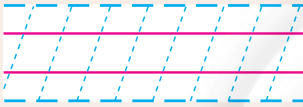
Gi
zem



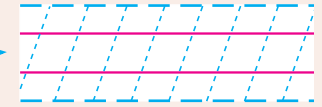
Gün
gön



Gü
len



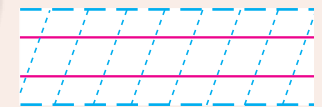
Ga
zi



gü
zel

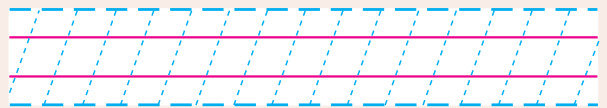
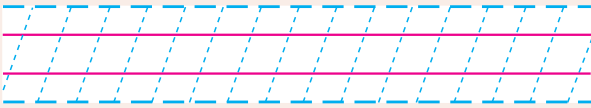


ga
ze
te

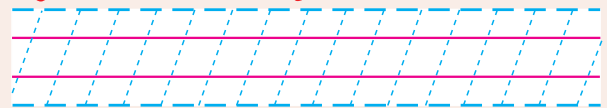
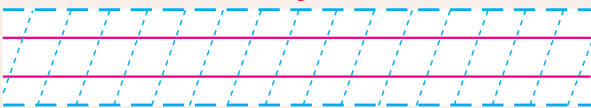


Gazete oku.

Dalga geliyor.



Gece ile gündüz. Güneş gibisin.



Göklende dalgalanan al bayrak.





Okuyalım



Yazalım



Kim Uçtu?

Uçtu, uçtu, kim uçtu?

Çilek, kuş uçtu.

Uçtu, uçtu, kim uçtu?

Çiçek, uçak uçtu.

Uçtu, uçtu, kim uçtu?

Çetin, kedi uçtu.

Kedi uçmaz Çetin.

Sen oyundan çık.



Okuyalım



Yazalım



Gazi Dedem

Gözünde gözlük
Gazi dedem gazete okun.
Tonunu Gül ile Gizem'e
Dengiden şirin okun.
Günüünü geçirin
Geçmişini anarak
Gazi dedem.

Tanıyalım



civciv cami baca

e > ec	c > ce	a > ac	c > ca	i > ic	c > ci
o > oc	c > co	u > uc	c > cu	r > rc	c > cr
ö > öc	c > cö	ü > üc	c > cü		



Okuyalım



Yazalım

ce > Cem ce > t ce > k

ca > n ca > m ca > z

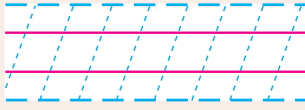
ci > n ci > m cü > z

ca > mi ba > ca cü > ce

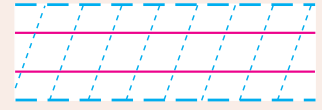
C

C C C

Ca
nan



Coş
kun



Ce
mal



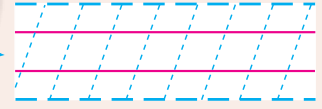
Can
su



cam
baz



Gen
giz



Can camı sil.

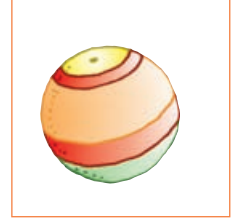

Cam baza bak.

Cici kuş öttü.

Cemil izci oldu.

Cengiz ile Ceren cuna çaldılar.

Tanıyalım



köpek kapı top

e p > ep p e > pe a p > ap p a > pa i p > ip p i > pi

a p > ap p a > pa u p > up p u > pu ı p > ip p ı > pı

ö p >öp p ö >pö ü p >üp p ü >pü



Okuyalım



Yazalım

pa k > pak pe y > pey pa t > pat

pe k > pek pa y > pay pi l > pil

pi m > pim pu l > pul pü n > pün

pek iyi > pek iyi tü p > tüp çö p > çöp

1 2
P

P P P

Pan
la

Pe
lin

Pa
la

E
yüp

po
lis

Pı
nan

Panla ip atla. Pelin topu at.

Eyüp pil al.

Pınan pide ye.

Pamuk Prenses papatya topla.



Okuyalım



Yazalım



İzciler Kampı

Can ile Cem izci oldular. Cansu ile Cemal de onlara katıldı. Kamp kurmak için Düzce Ormanı'na gideceklendi. Cumartesi günü yola çıktılar.

Kamp yerine ulaştıklarında gece olmak üzereydi. Ateş için çalı çırpı topladılar. Gece ateşi güzel oldu.

Can cuna çaldı. Cansu şarkı söyledi.


Geceyi çadırında geçirdiler.



Okuyalım



Yazalım



Top Oyna

Eyüp top oynayalım.

Al sana top Pelin.

Topu pat pat sün.

Topu Eyüp'e at.

Eyüp topu kap.

Pas at Eyüp, pas at.

Pekiye Pelin, pekiyi.



Değerlendirme

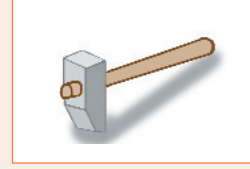
1. Nesnelerin isimlerini yazınız.



Handwriting practice lines for the word 'Çay'.



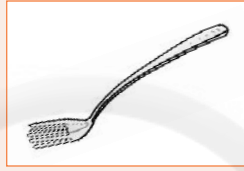
Handwriting practice lines for the word 'Yıkama'.



Handwriting practice lines for the word 'Makas'.



Handwriting practice lines for the word 'Bıçak'.



Handwriting practice lines for the word 'Fork'.



Handwriting practice lines for the word 'Ayakkabı'.



Handwriting practice lines for the word 'Çanta'.

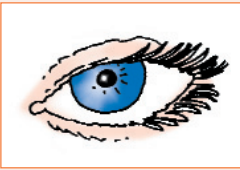


Handwriting practice lines for the word 'Flüt'.




Handwriting practice lines for the word 'Domuz'.

2. Nesnelerin isimlerini yazınız.



Handwriting practice lines for the word 'Göz'.



Handwriting practice lines for the word 'Rüz'.



Handwriting practice lines for the word 'Düğün'.



Handwriting practice lines for the word 'Gemi'.



Handwriting practice lines for the word 'Gazete'.



Handwriting practice lines for the word 'Geyik'.

3. Nesnelerin isimlerini yazınız.



Handwriting practice lines for the word 'Kamın'.



Handwriting practice lines for the word 'Maden'.



Handwriting practice lines for the word 'Kamın'.



Handwriting practice lines for the word 'Kamın'.



Handwriting practice lines for the word 'Kamın'.



Handwriting practice lines for the word 'Kamın'.


4. Nesnelerin isimlerini yazınız.




Handwriting practice lines for the word 'Kamın'.



Handwriting practice lines for the word 'Kamın'.



Handwriting practice lines for the word 'Kamın'.



Handwriting practice lines for the word 'Kamın'.



Handwriting practice lines for the word 'Kamın'.



Handwriting practice lines for the word 'Kamın'.



Handwriting practice lines for the word 'Kamın'.




Handwriting practice lines for the word 'Kamın'.



Handwriting practice lines for the word 'Kamın'.

Tanıyalım



tahta hindi hamsi

e h > eh	h e > he	a h > ah	h a > ha	i h > ih	h i > hi
-------------	-------------	-------------	-------------	-------------	-------------

a h > ah	h a > ha	u h > uh	h u > hu	ı h > ih	h ı > hi
-------------	-------------	-------------	-------------	-------------	-------------

ö h > öh	h ö > hö	ü h > üh	h ü > hü
-------------	-------------	-------------	-------------



Okuyalım



Yazalım

he
n > hen

he
y > hey

he
m > hem

he
p > hep

ha
l > hal

ha
m > ham

ha
n > han

ha
p > hap

hi
ç > hiç

ho
ş > hoş

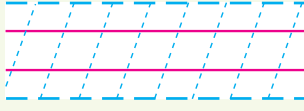
hü
ş > hüş

hü
n > hün

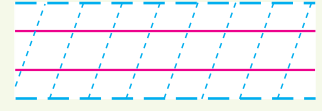
H

H H H


Hül
ya



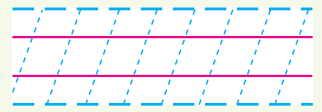
Ha
san



Meh
met



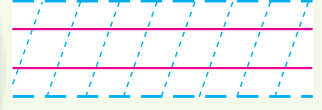
Hü
se
yin



ham
si



hin
di



Hasan hasta oldu.

Mehmet hapi yuttu.

Hakan hepsini al.

Hülya halam hastaneye gitti.

Tanıyalım



ağaç kuğu iğne

e
ğ > eğ

a
ğ > ağ

i
ğ > iğ

o
ğ > oğ

u
ğ > uğ

ı
ğ > ığ

ö
ğ > öğ

ü
ğ > üğ

Not: Türk dilinde (ğ) harfi ile başlayan sözcük yoktur.



Okuyalım



Yazalım

eğ > ni
me

ağ > a
ç

iğ > de
le

ba > da
ğ

yu > ça
ğ

eğ > di
ne

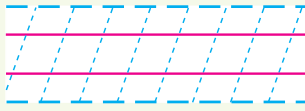
iğ > ne

uğ > na

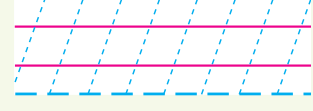
tu > ğ

ti > ğ

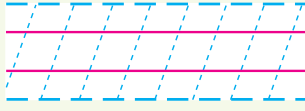
Çağ
la



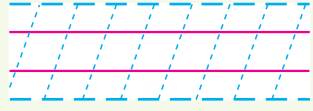
Yağ
mun



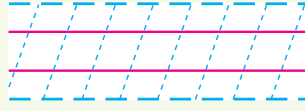
öğ
ret
men



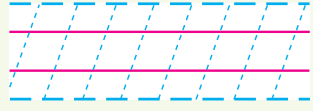
Kel
oğ
lan



Çağ
daş



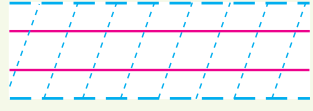
U
ğun



pa
pa
ğan



a
ğaç



Çağm yağmun yağyor.

Çağdaş, çağla topla.

Yağ yağmun yağ.

Dağa bağa yağ!



Okuyalım



Yazalım



Hasan

Hasan hasta olmuř. Cumhuriyet Hastanesine yatmuř. Hatice hemřine ona iyi bakmuř.

Mehmet ile Hlyya, Hasan'ı hastanede ziyaret etmiřler.

Mehmet kitap, Hlyya iek gtnmiř.

Hasan gemiř olsun.



Okuyalım



Yazalım



Keloğlan ile Ağa


Dağların en büyüğü Ağrı Dağı'dır. Bu dağda bin ağa yaşamış. Ağanın kızı, kuğu gibi güzelmış.

Ağa, dağda bağda işini görecekle binini anarmış. Yörede yaşayan Keloğlan, ağanın yanında işe başlamış.

Kahramanlarımız belli. Siz anlatın.

“Keloğlan ile Ağa” masalını.

Tanıyalım



ev tavşan cetvel

e v > ev	v e > ve	a v > av	v a > va	i v > iv	v i > vi
-------------	-------------	-------------	-------------	-------------	-------------

a v > av	v a > va	u v > uv	v u > vu	t v > tv	v t > vt
-------------	-------------	-------------	-------------	-------------	-------------

ö v > öv	v ö > vö	ü v > üv	v ü > vü
-------------	-------------	-------------	-------------



Okuyalım



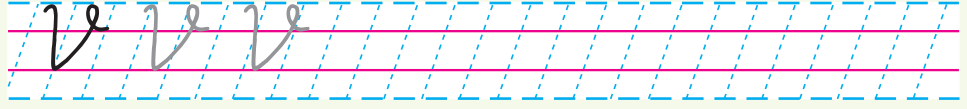
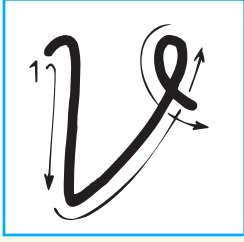
Yazalım

ev n > ven t > tva n > nva

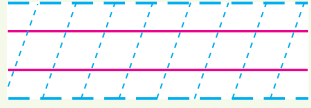
va n > va h > vi m >

vi p > vu n > ve li >

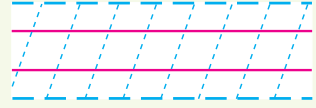
ev li > av a > va li >



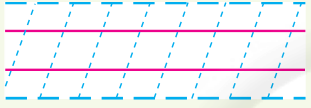
Ve
li



Vil
dan



Vol
kan



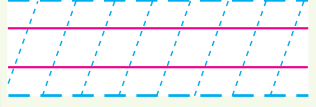
Av
ni



ta
şan



ce
vel



Vildan ven.


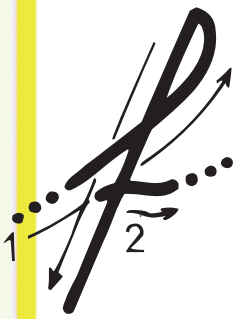
Avni eve gel.

Veli televizyonu kapat.

Avaya giden avlanın.

Volkan tavşana havuç ven.

Tanıyalım



fil

fare

fok

e > ef f > fe a > af f > fa i > if f > fi

o > of f > fo u > uf f > fu r > rf f > fr

ö > öf f > fö ü > üf f > fü



Okuyalım



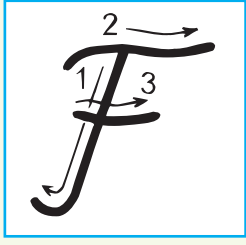
Yazalım

fa > fay fe > fen fa > fan

fe > fen fi > fil fi > fit

fi > fil fu > ful fu > fun

fö > fen fü > feze e > fe



Fa
tik >

Fat
ma >

Fa
ruk >

Fi
liz >

fe
nen >

fi
cı >

Fatoş fundık topladı.

Filiz fotoğraf çekti.

Mustafa fidan dikti.

Fatih Sultan Mehmet Han.



Okuyalım



Yazalım



Televizyon

Babam evimize yeni televizyon aldı. Eski televizyonu benim odama kundular.

Ev ödevimi yaptıktan sonra televizyon seyreliyorum. Çizgi filmleri çok severim. Havuç düşkününü tavşanın dizisini hiç kaçırmam. Artık benim de bir televizyonum var. Yaşasın!



Okuyalım



Yazalım



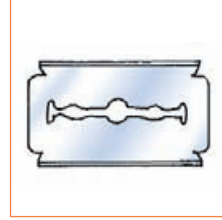
Fatih Sultan Mehmet

Türk padişahlarının en ünlüsü. İstanbul'u fetheden padişah. Fatih genç yaşta padişah olmuş. Binçok zaferler kazanmış. Ülkeleri fethetmiş.

Benim adım Fatih. Fındık diyarı Fatsa'da doğdum. Dedem bana Fatih adını koymuş.

Adımı çok seviyorum...

Tanıyalım



baraj jilet jeton

e > ej j > je a > aj j > ja i > ij j > ji

o > oj j > jo u > uj j > ju r > rj j > jr

ö > öj j > jö ü > üj j > jü



Okuyalım



Yazalım

je l > jel je t > jet ja n > jan

jan t > jan ji p > jip ji let > jilet

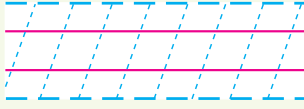
ja pon > japon je ton > jeton jö le > jöle

ju do > judo jü ni > jüni bu ji > buji

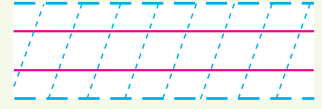
1
J



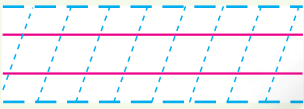
Ja
le



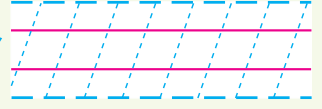
Jü
li



Aj
da



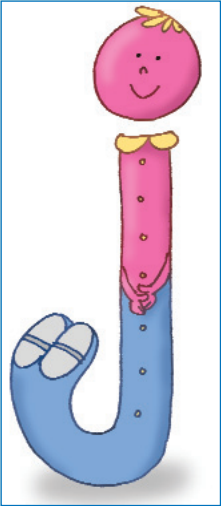
de Jo
ken



Jandanma banajı konun.



J Harfi



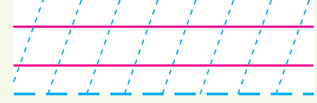
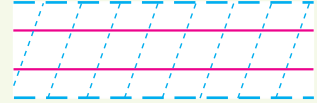
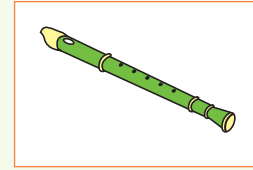
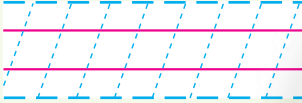
Tümkçe konuşmalarımızda en az kullandığımız J sesidir. Dilimizde "jandanma, jeton, banaj, müjde" gibi kelimeleri kullanırız.

Annenize müjde verebilirsiniz. Alfabemizdeki 29 sesi ve sembollerini olan harfleri tanıdınız. Artık hen şeyi okuyorsunuz.



Değerlendirme

1. Nesnelerin isimlerini yazınız.



2. Nesnelerin isimlerini yazınız.

